



### District Report Card: 2017


<b>State:</b> Uttarakhand	<b>District:</b> Champawat
<b>Class:</b> 8	<b>Subject:</b> Language
<b>Schools:</b> 50	<b>Students:</b> 1120


### Participation/Coverage


#### Students

<div>GENDER</div> <div></div>	Boys			Girls		
	Number		%	Number		%
	498		44.46	622		55.54

<div>AREA</div> <div></div>	Rural			Urban		
	Number		%	Number		%
	1005		89.73	115		10.27

<div>CATEGORY</div> <div></div>	SC		ST		OBC		GEN	
	Number	%	Number	%	Number	%	Number	%
	284	25.36	4	0.36	94	8.39	738	65.89

<div>CWSN</div> <div></div>	LD	VI	HI	S&LD	ID	Oth
	0	0	1	2	2	1

<div>Management</div> <div></div>	Government			Government-aided		
	Number		%	Number		%
	1030		91.96	90		8.04

### Average Performance of Students in Language (%)

Overall	Gender		Area		Management		Social Group			
	Male	Female	Rural	Urban	Govt.	Aided	SC	ST	OBC	GEN
51.85	53.73	50.33	51.50	54.90	51.97	50.37	47.82	41.67	50.00	53.69

### Performance on Learning Outcomes (LOs)

Learning Outcomes	Description	Average Performance(%)
L813	Read textual/non-textual materials with comprehension and identifies the details, characters, main idea and sequence of ideas and events while reading	51.85

Range of Performance of Students who Answered Correctly							
Below 30%		30% - 50%		50% - 75%		Above 75%	
Number	%	Number	%	Number	%	Number	%
207	18.48	274	24.46	493	44.02	146	13.04

### Lowest Performing Learning Outcomes (LOs)

1 - Read textual/non-textual materials with comprehension and identifies the details, characters, main idea and sequence of ideas and events while reading (51.85)